

APPROVAL REQUIRED

Please confirm the following are correct:

Imprint Color(s)

Spelling

Imprint Size(s)

Imprint Location(s)

If changes are required, please advise us by email.

By approving this proof, you are authorizing us to print your order.

WP941 WOOD CUBE


- + Each dotted square represents a new location.
- + Each new location requires additional setup fee and run charge

IMPRINT COLOR:


OPTION 1
1 Setup



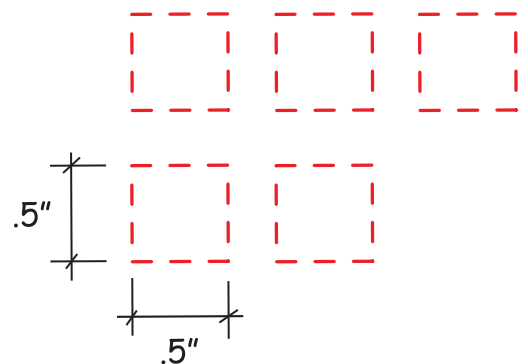
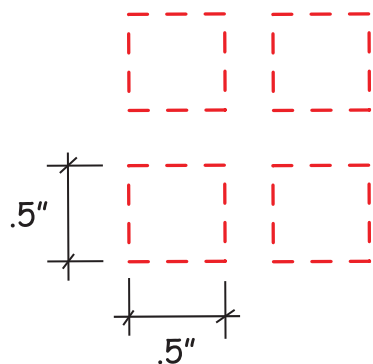
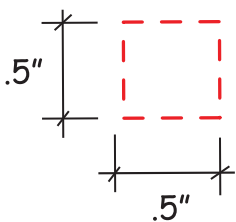
OPTION 2
4 Setup + 3 Addt'l Run Chages




OPTION 3
5 Setup + 4 Addt'l Run Chages



2.25" x 2.25"




OPTION 1




OPTION 2




OPTION 3




OPTION 1




OPTION 2




OPTION 3



OPTION 1



OPTION 2



OPTION 3

